



Schweizerische Eidgenossenschaft
Confédération suisse
Confederazione Svizzera
Confederaziun svizra

Federal Department of Home Affairs FDHA
Federal Food Safety and Veterinary Office FSVO
Animal Welfare

Quick start animex-ch RE3

Data sheet (Form D)

For further information consult the tooltip information within animex-ch (Form D)

v1.0 15.05.2021



Quick start Data sheet (Form D)

A Data sheet of genetically modified lines or constrained mutants is handled by facility and institute users only. It can be sent to the canton as a static version attached to an Announcement of constrained lines (Form M). In addition it can be attached to Form A.



Wizard page for facility user

Schweizerische Eidgenossenschaft
Confédération suisse
Confederazione Svizzera
Confederaziun svizra

animex-ch

DE FR IT EN

Animal Welfare Officer of Facility (AWOF)

Start page | Tasks, notifications and open forms | **Animal Facilities** | Person | Courses

New data sheet of genetically modified lines or constrained mutants

You are about to create a new data sheet of genetically modified lines or constrained mutants (form D). Please fill in the following field(s).

Name of the animal facility * **1**

Head of Animal Facility

Federal Food Safety and Veterinary Office

[User Support](#) [Legal Framework](#) [Impressum](#) v2.11.3.1-c8b1a65

Facility user:

- 1** Mandatory selection of an approved animal facility where the user has viewing rights.

Note:

In order to create a form D your facility (Form H) needs to be in status «Approved».



Wizard page for institute user

Schweizerische Eidgenossenschaft
Confédération suisse
Confederazione Svizzera
Confederaziun svizra

animex-ch

DE FR IT EN

Resource Manager (RM)

Start page | Tasks, notifications and open forms | Animal Experiments | Person | Courses

New data sheet of genetically modified lines or constrained mutants

You are about to create a new data sheet of genetically modified lines or constrained mutants (form D). Please fill in the following field(s).

Creator institute *

Name of the animal facility *

Head of Animal Facility

Cancel Save and create

Federal Food Safety and Veterinary Office


User Support Legal Framework Impressum v2.11.3.1-c8b1a65

Institute user:

- 1 Mandatory selection of an institute. Selectable are institutes in which the logged in user has roles with his/her current login role.
- 2 Mandatory selection of an approved animal facility, where the user's institute is listed as «Involved institute» in Form H.



Custom permissions (Institutes)



Custom permissions (Institute)	
▼ Basics	2 ⚠
01 Short name of the animal line	
02 Scientific notation of the animal line	
03 Licensed animal facility	
> Basic scientific data	10 ⚠
> Summary of monitoring of genetically modified lines and constrained mutants	13 ⚠
> Data sheet revision history	


- From the left navigation the user can open the pop-up «Custom permissions (Institutes)»
- Form D created by facility user: the chapter is only visible to HAF, AWOOF
- Form D created by institute user: the chapter is only visible to AWOI, RM, SDI, AWOOF, HAF



Custom permissions (Institutes)

Custom permissions (Institute) ✕

View access mode i

Managed by RHAF/AWOF i 1 

Involved institutes i

10 ▾ per page Total: 3 Entries

⏪ Previous 1 Next ⏩

⌵

INSTITUTE	ACCESS	ACTION
Ak	<input checked="" type="checkbox"/>	
Am	<input type="checkbox"/> 2	
Ani	<input type="checkbox"/>	

Close

- 1** Checkbox «Managed by RHAF/AWOF»:
- If the Form D has been created by the facility the «Managed by RHAF/AWOF» checkbox is default checked
 - If the Form D has been created by an institute the checkbox can be checked by AWOI, RM and SDI to enable facility users to manage the custom permissions
- 2** All involved institutes of Form H are listed (default: no access), RHAF and AWOF can give access for these institutes to Form D. The creator institute is default checked (non-editable)



Basics

01-03

01	Short name of the animal line ⓘ	1
	Short name of the animal line * ⓘ	<input type="text"/>
02	Scientific notation of the animal line ⓘ	2
	Scientific notation of the animal line * ⓘ	<input type="text"/>
03	Licensed animal facility ⓘ	
	License numbers of animal facility	<input type="text"/>
	National number ⓘ	<input type="text" value="196"/>

In the chapter «Basics» following fields are editable:

- 01 Short name of the line
- 02 Scientific notation of the animal line

Subchapter 03 Licensed animal facility is prefilled and non editable



Mandatory text fields.





Basic scientific data

04-09

04 **Animals** 1

Animal Species * ?

Species specification ?

05 **Purpose** 2

Purpose of the line * ?

Database reference * ?

Literature reference * ?

In the chapter «Basic scientific data» all subchapters are editable:

- 04 Animals
- 05 Purpose
- 06 Production
- 07 Number of generations
- 08 Genotype
- 09 Hygiene status

- 1 Mandatory selection of an animal species and optional specification of the species
- 2 Mandatory text field for purpose of the line, database reference and literature reference



Basic scientific data

04-09

06 **Production** ⓘ **3**

Producer / Origin of the line * ⓘ

Spontaneous * ⓘ
 Yes
 No

Method of production ⓘ

Year of production * ⓘ

07 **Number of generations** ⓘ **4**

Number of generations * ⓘ

Status of breeding * ⓘ

08 **Genotype** * ⓘ **5**

Genotype list ⓘ

No genotype added

09 **Hygiene status** ⓘ **6**

Hygiene status *
 SPF (Specific Pathogen-Free)
 Other

- 3** Mandatory text field for the producer/origin of the line, selection whether spontaneous or not and the year of productions and an option selection of the method of production
- Mandatory selection of the number of generations and the status of breeding
- 4**
- Mandatory addition of a genotype
- 5**
- Mandatory selection of the hygiene status
- 6**



Summary of monitoring of genetically modified lines and constrained mutants

10-14

10 Status of monitoring of constraint ⓘ **1**

Status of monitoring of constraint * ⓘ

- Completed / constraint definitely reported; decision of authority pending
- Completed / strained line according to decision of authority
- Completed / not strained
- Still subject to clarification
- Still subject to clarification / constraint provisionally reported

Amount of observations conducted * ⓘ

Number of generations and animals observed * ⓘ

Edit

In the chapter «Summary of monitoring of genetically modified lines and constrained mutants» all subchapters are editable:

- 10 Status of monitoring of constraint
- 11 Phenotype
- 12 Mitigation of constraint
- 13 Criteria for withdrawal
- 14 Degree of severity

1 Mandatory selection of the status of monitoring of constraint, text field for the amount of observations conducted and a rich text editor for the number of generations and animals observed.



Summary of monitoring of genetically modified lines and constrained mutants

10-14

11 Phenotype 2

Assessment* ?

Internal
 External
 Both

Results of monitoring of constraint in comparison to wild type ?

Mortality rate* ?

Similar to wild type
 Different from wild type

Reproduction rate* ?

Similar to wild type
 Different from wild type

Behavior* ?

Similar to wild type
 Different from wild type

Feeding behavior, body weight* ?

Similar to wild type
 Different from wild type

Clinical signs* ?

Yes
 No

Other (please specify) ?

Edit

Assessment of constraint ?

Phenotype-specific assessments* ?

Edit

2 Mandatory selection of the assessment of the phenotype, information about various results of monitoring of constraints and a rich text field for the assessment of the constraint.



Summary of monitoring of genetically modified lines and constrained mutants

10-14

12 Mitigation of constraint ⓘ **3**

Mitigation of constraint * ⓘ

Edit

13 Criteria for withdrawal ⓘ **4**

Criteria for withdrawal * ⓘ

Edit

14 Degree of severity ⓘ **5**

Degree of severity * ⓘ

0

1

2

3

3

4

Mandatory rich text fields

5

Mandatory selection of the degree of severity



Data sheet revision history

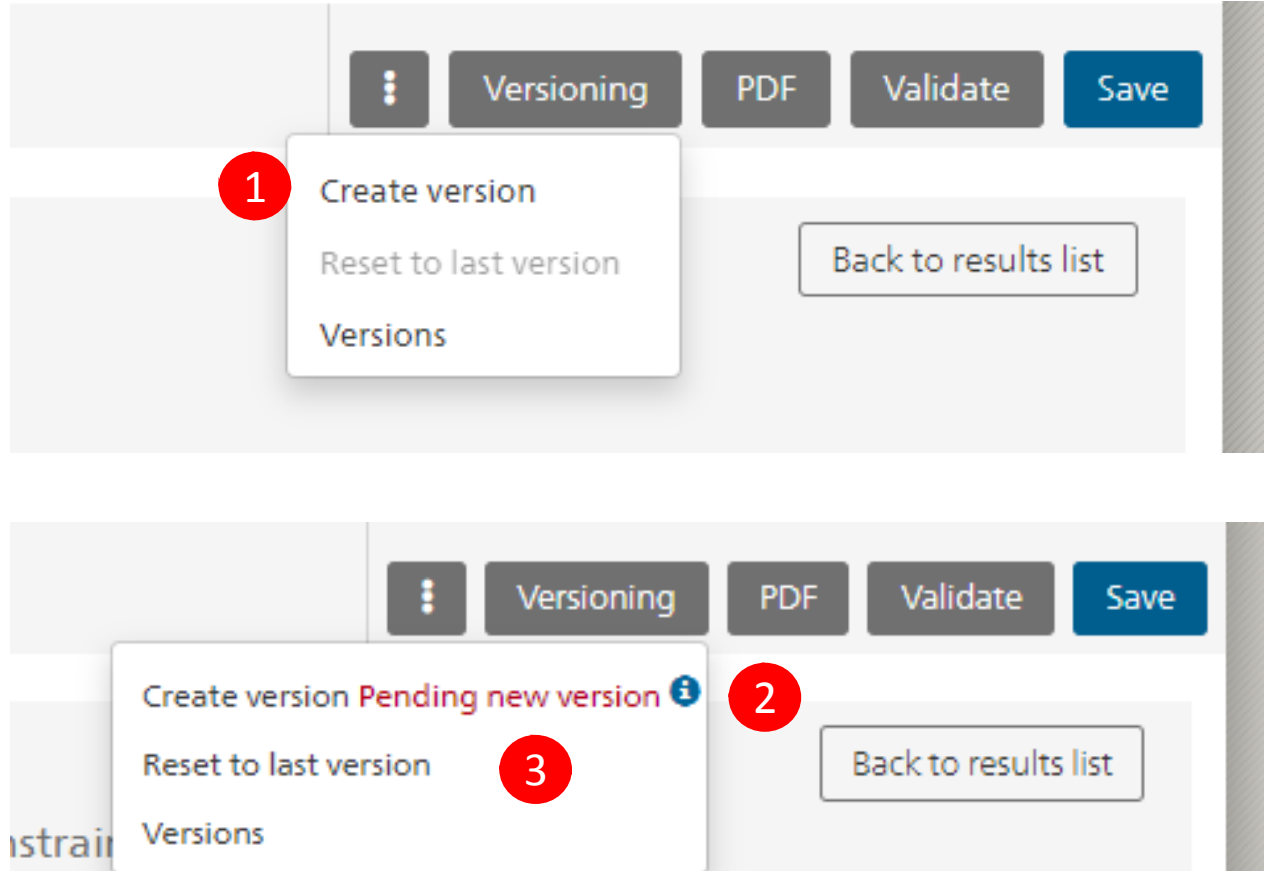
15-15

Data sheet revision history ⓘ					
15-15					
15 History ⓘ					
Performed date	Action	Version No.	Responsible person	System role	Reason for revision
30.04.2021 10:50:47	Version created	1	Matthias Muster	AWOF	dd

- «15 History» is filled in when a version is created or a reset to last version took place



Create version



- 1 In order to create a Form M or attach a Form D to a Form A, a static version of Form D needs to be created via the «Create version» functionality
- 2 If Form D has been edited and saved after the creation of the last version «Pending new version» is displayed next to the «Create version» button
- 3 When Form D has been edited and saved after the creation of the last version, the button «Reset to last version» becomes active. This button reverts all changes and restores the last version.

Note: the «Reset to last version» button does not delete a version. This means it is not possible to go back e.g. form version 3 to version 2